

Technical data – English

PANBETON® MICA

DESIGN : SEBASTIAN HERKNER
DIMENSIONS : 2600 x 900 X 15 mm | 102.36'' x 35.43'' x 0.59''

CONCRETE LCDA
8 rue Copernic 49240 Avrillé - FRANCE
T. +33 (0) 2 41 33 99 10 F. +33 (0) 9 70 32 65 61
CONTACT@CONCRETE-BETON.COM
WWW.CONCRETE-BETON.COM

PRODUCT PRESENTATION

PANBETON®

ULTRA-LIIGHTWEIGHT CONCRETE CLADDING

Panbeton® is a unique technology of ultra-lightweight concrete cladding. These slabs are quick and easy to install for wall and ceiling covering. It is the ideal covering to dress up a space with concrete.

> A large lightweight and easy to cut slab.
> Front made of genuine raw concrete
> A simple attachment system
> Quick installation with little handling
> Endless customisation possibilities.





TECHNICAL SHEET (MM)

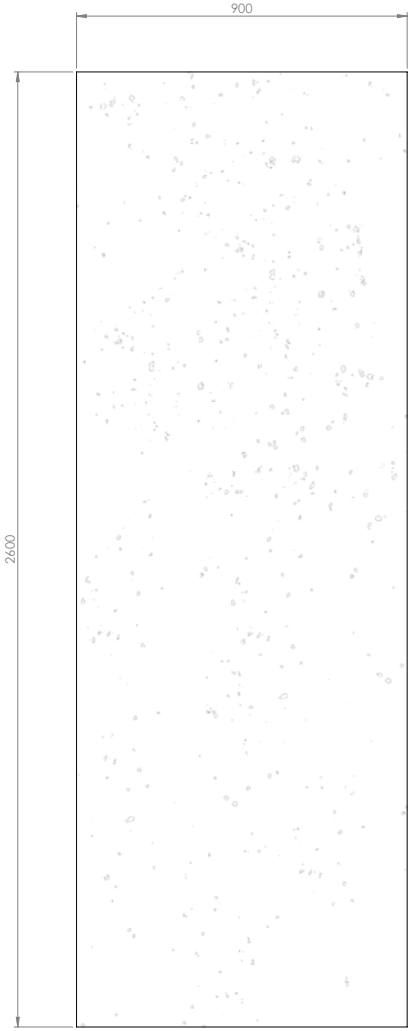

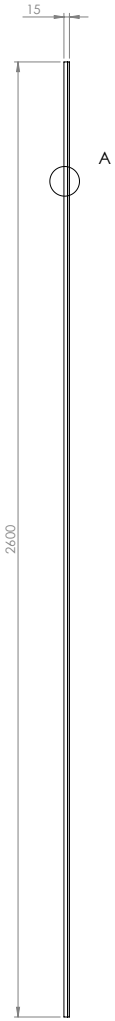

DÉTAIL A
ECHELLE 1 : 1

DETAIL A
SCALE 1 : 1

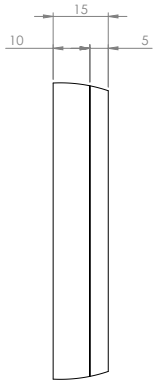

INFORMATIONS TECHNIQUES :

Matière : Béton fibré ultra haute performance

Poids : 30 Kg

Tolérance générale +/- 3 mm

Finition : Brut moyen obligatoire
(pas de déclinaison en brut léger / brut fort)

TECHNICAL INFORMATIONS :

Material : Fiber High performance concrete

Weight : 30 kg

General tolerance : +/- 3 mm

Finish : Medium pitted mandatory
(no declination in light pitted / heavy pitted)

CONCRETE LCDA			8 rue Copernic 49240 Avrillé www.concrete-beton.com
			Echelle : Scale : / Ep :
Date	Nom Name	N°plan	PANBETON ® MICA 2600 X 900 X 15mm SEBASTIAN HERKNER
Surface : m²			Bon pour accord : Agreement for production :
Unités : mm Units : mm			
Poids : Kg Weight : kg			FEUILLE 1 SUR 1 SHEET 1 OF 1

TECHNICAL SHEET (INCH)

EN

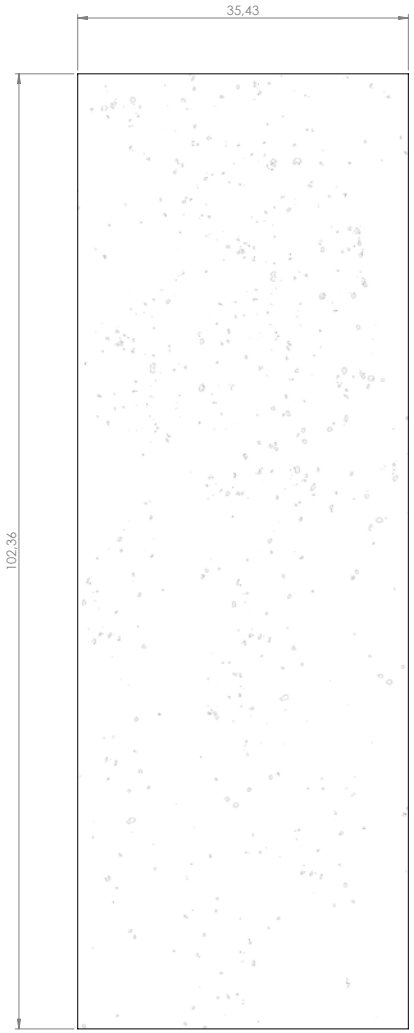

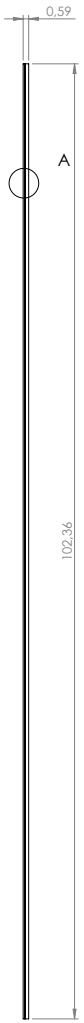

DETAIL A
SCALE 1 : 1

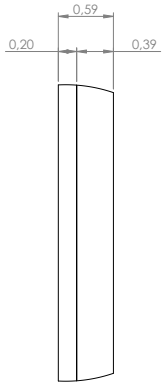

TECHNICAL INFORMATIONS :

Material : Fiber High performance concrete

Weight : 66 LBS

General tolerance : +/- 0.12 in

Finish : Medium pitted mandatory
(no declination in light pitted / heavy pitted)

CONCRETE LCDA			8 rue Copernic 49240 Avrillé www.concrete-beton.com
			Scale : / Ep :
Date	Name	N°plan	PANBETON ® MICA 102.36 x 35.43 x 0.59 in SEBASTIAN HERKNER
Surface :			Agreement for production :
Units : in			
Weight : LBS			SHEET 1 OF 1

Ce dessin est la propriété de la société LCDA. Toute reproduction sans notre accord préalable est interdite.
This drawing is the property of LCDA. Reproduction without our permission is prohibited.

TECHNICAL DATA

DIMENSIONS	2600 x 900 mm | 102.36'' x 35.43'' (General tolerance +/- 3 mm | 0.12'')
ORTHOGONALITY	+ /- 1.0 %
SURFACE AREA	+ /- 1.0 %
THICKNESS	15 mm | 0.59''
WEIGHT	30 Kg | 66 lbs (+/- 20 %)
WEIGHT PER SQM	12 to 18 kg/m² | 25 lbs to 30 lbs /m²
COMPOSITION	> Fibre-reinforced concrete > Construction panel
SEALER TREATMENT	As an option (water-borne acrylic base)
MOUNTING & BONDING	Glue Hybrifix 550 DEN BRAVEN
SUBSTRATES	Is glued to all substrates (plasterboard, bricks, breeze-blocks, etc.)
CUTTING	Diamond blade (continuous-rim). outer corner possible, drilling with diamond-coated hole saw...

FIRE CLASSIFICATION	> Euroclass B-s1, d0 *> [OPTION] A2-s1d0* *(with specific support : gypsum fiber board)* > ASTM E84 : Class A Smoke index : 0 Flame spread index : 0
HEAT RESISTANCE	Up to 60°C | Up to 140 °F
THERMAL SHOCK	Resistant
LIGHT RESISTANCE	No impact
VOC CLASSIFICATION	A+
ACOUSTIC	Neutral
EXCLUDED	Exterior, floor, shower stall. Not suitable for direct and continuous contact with water.
SPECIFIC NOTES RELATED TO THE MODEL	Artisanal production: each panel is unique. Inlays of natural stones are random and can be friable. MICA is available in standard colors and medium pitted only. **Warning, colors and pitting are different from other Panbeton® models.**

USE THIS ENTIRE DESCRIPTION TO SPECIFY OUR PRODUCTS.

COMPANY NAME		Concrete LCDA
TECHNICAL DATA	**MORTAR**	Fibre-Reinforced shrinkage-compensating repair mortal. Non-shrinking mortal composed of sand, special cement, fibres and admixtures. **Compressive strength**: Class R2 **Chloride ion content**: ≤ 0.05% **Bonding** : ≥ 0.8 MPa
	REINFORCED FIBRE	High Zirconia 17%+ Alkali Resistant Glass Fibre.
	CONSTRUCTION PANEL	Rigid extruded polystyrene foam finished on both sides with a polymer-modified mortar facing, reinforced with a glassfibre mesh fabric.

COMPOSITION

Slice view

5 MM I 0.19"

FIBRE-REINFORCED CONCRETE

10 MM I 0.39"

CONSTRUCTION PANEL

FINISHES

Medium Pitted

COLORS

200 - Natural Grey



216 - Anthracite Grey

217 - Slate Grey

209 - Black

402 - White

404 - Stone

205 - Brown

269 - Luzerne

473 - Ouarzazate

CORNER CUTTING

1 – BOARD TO BOARD JOIN

Front view

Top view

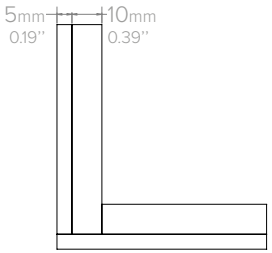

Schema

2 – OUTER CORNER*



Front view



Top view

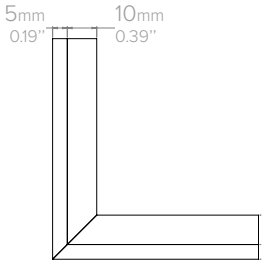

Schema

3 – TOP CORNER IRON

Front view



Top view

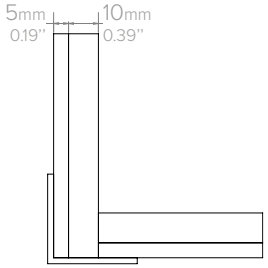

Schema

4 – IRON CORNER*

Front view



Top view

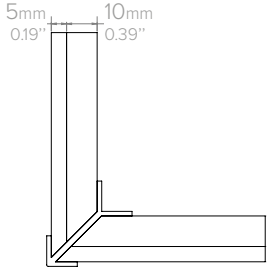

Schema

*45 degree cuts can be made at the Concrete LCDA factory (as an option).

INSTALLATION TOOLS

PROTECTIVE GLOVES

SAFETY HEADPHONES

PROTECTIVE GLASSES

DUST MASK

HAND BRUSH

MALLET

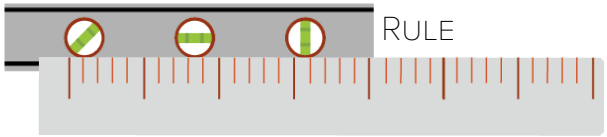

LEVEL

RULE

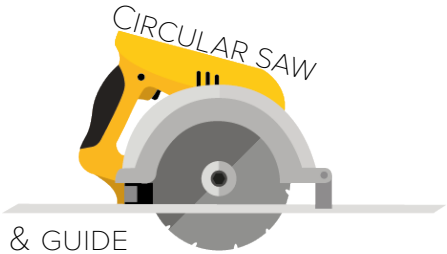

CIRCULAR SAW

& GUIDE RAIL



DIAMANT BLADE*

REDUCER RING*

*Available in the cut kit (as an option)

GLUE GUN

GLUE HYBRIFIX 550 DEN BRAVEN SEALANTS (recommended)

INSTALLATION STEPS

FR

1

CLEAN THE AREA BEFORE THE INSTALLATION

2

TAKE WALL MEASUREMENTS BEFORE CUTTING THE PANEL

3

COPY YOUR MEASUREMENTS ON THE PANEL

4

CUTTING WITH THE USE OF A GUIDE RAIL

5

APPLY GLUE ON THE WALL (OR ON THE BACK OF THE PANEL)

6

PLACE THE PANEL STARTING WITH THE BOTTOM

INSTALLATION VIDÉOS STEP BY STEP TO SEE

ON OUR YOUTUBE CHANNEL @CONCRETE LCDA

> PANBETON®

> SLIMBETON®